

ABHIJIT TRADING COMPANY LIMITED

Date: 10.07.2012

Department of Corporate Services
U.P. Stock Exchange Limited
'Padam Towers', 14/113
Civil Lines, Kanpur-208001

Re. Clause 35 of Listing Agreement

Dear Sir,


With reference to clause 35 of listing agreement, please find herewith the enclosed the shareholding pattern for the quarter ended 30th June, 2012.

This is for your kind information and record please.

Thanking You,

Regards,

For Abhijit Trading Company Limited


Director

Encl.: a/a

REGISTERED OFFICE: 11NO, NARAYAN PRASAD BABU LANE, 3RD FLOOR,

Introductory sub-table (I)(a)

Name of the Company: ABHIJIT TRADING COMPANY LIMITED
Scrip Code, Name of the scrip, class of security: 4697; ABHIJIT TRADING; Equity
Quarter ended: 30th June 2012.

Partly paid-up shares	No. of partly paid-up shares	As a % of total no. of partly paid-up shares	As a % of total no. of shares of the company
Held by promoter/promoter group	0	0.00	0.00
Held by public	0	0.00	0.00
Total	0	0.00	0.00

Outstanding convertible securities	No. of outstanding securities	As a % of total no. of outstanding convertible securities	As a % of total no. of shares of the company, assuming full conversion of convertible securities
Held by promoter/promoter group	0	0.00	0.00
Held by public	0	0.00	0.00
Total	0	0.00	0.00

Warrants	No. of warrants	As a % of total no. of warrants	As a % of total no. of shares of the company, assuming full conversion of warrants
Held by promoter/promoter group	0	0.00	0.00
Held by public	0	0.00	0.00
Total	0	0.00	0.00

Total paid-up capital of the company, assuming full conversion of warrants and convertible securities	999000		100.00
--	---------------	--	---------------



Statement Showing Shareholding Pattern


Table (I)(a)

Category code	Category of Shareholder	Number of Share holders	Total number of shares	Number of shares held in dematerialized form	Total shareholding as a percentage of total number of shares		Shares Pledged or otherwise encumbered	
					As a percentage of (A+B) ¹	As a percentage of (A+B+C)	Number of shares	As a percentage
(I)	(II)	(III)	(IV)	(V)	(VI)	(VII)	(VIII)	(IX) = (VIII)/(IV) *100
(A)	Shareholding of Promoter and Promoter Group²							
1	Indian							
(a)	Individuals/ Hindu Undivided Family	1	20000	0	2.00	2.00	0	0.00
(b)	Central Government/ State Government(s)	0	0	0	0.00	0.00	0	0.00
(c)	Bodies Corporate	0	0	0	0.00	0.00	0	0.00
(d)	Financial Institutions/ Banks	0	0	0	0.00	0.00	0	0.00
(e)	Any Others(Specify)	0	0	0	0.00	0.00	0	0.00
	Sub Total(A)(1)	1	20000	0	2.00	2.00	0	0.00
2	Foreign							
a	Individuals (Non-Residents)							
	Individuals/ Foreign Individuals)	0	0	0	0.00	0.00	0	0.00
b	Bodies Corporate	0	0	0	0.00	0.00	0	0.00
c	Institutions	0	0	0	0.00	0.00	0	0.00
d	Qualified Foreign Investor	0	0	0	0.00	0.00	0	0.00
c	Any Others(Specify)	0	0	0	0.00	0.00	0	0.00
	Sub Total(A)(2)	0	0	0	0.00	0.00	0	0.00
	Total Shareholding of Promoter and Promoter Group (A)= (A)(1)+(A)(2)	1	20000	0	2.00	2.00	0	0.00
(B)	Public shareholding							
1	Institutions							
(a)	Mutual Funds/ UTI	0	0	0	0.00	0.00	0	0.00
(b)	Financial Institutions / Banks	0	0	0	0.00	0.00	0	0.00
(c)	Central Government/ State Government(s)	0	0	0	0.00	0.00	0	0.00
(d)	Venture Capital Funds	0	0	0	0.00	0.00	0	0.00
(e)	Insurance Companies	0	0	0	0.00	0.00	0	0.00
(f)	Foreign Institutional Investors	0	0	0	0.00	0.00	0	0.00
(g)	Foreign Venture Capital Investors	0	0	0	0.00	0.00	0	0.00
(h)	Qualified Foreign Investor	0	0	0	0.00	0.00	0	0.00
(i)	Any Other (specify)	0	0	0	0.00	0.00	0	0.00
	Sub-Total (B)(1)	0	0	0	0.00	0.00	0	0.00
B 2	Non-institutions							
(a)	Bodies Corporate	8	750000	0	75.08	75.08	0	0.00
(b)	Individuals							
I	Individuals -i. Individual shareholders holding nominal share capital up to Rs. 1 lakh	54	229000	0	22.92	22.92	0	0.00
II	ii. Individual shareholders holding nominal share capital in excess of Rs. 1 lakh	0	0	0	0.00	0.00	0	0.00
(c)	Qualified Foreign Investor	0	0	0	0.00	0.00	0	0.00
(d)	Any Other (specify)	0	0	0	0.00	0.00	0	0.00
	Sub-Total (B)(2)	62	979000	0	98.00	98.00	0	0.00
(B)	Total Public Shareholding (B)= (B)(1)+(B)(2)	62	979000	0	98.00	98.00	0	0.00
	TOTAL (A)+(B)	63	999000	0	100.00	100.00	0	0.00
(C)	Shares held by Custodians and against which Depository Receipts have been issued							
1	Promoter and Promoter Group	0	0	0	0.00	0.00	0	0.00
2	Public	0	0	0	0.00	0.00	0	0.00
	Sub-Total (C)	0	0	0	0.00	0.00	0	0.00
	GRAND TOTAL (A)+(B)+(C)	63	999000	0	100.00	100.00	0	0.00

(1)(b) Statement showing holding of securities (including shares, warrants, convertible securities) of persons belonging to the category "Promoter and Promoter Group"


Sr. No.	Name of the shareholder	Details of Shares held		Encumbered shares (*)		Details of warrants		Details of convertible securities		Total shares (including underlying shares assuming full conversion of warrants and convertible securities) as a % of diluted share capital (XII)	
		Number of shares held	As a % of grand total (A) + (B) + (C)	No.	As a percentage (VI) = (V)/(III)*100	As a % of grand total (A)+(B)+(C) of sub-clause (1) (a)	Number of warrants held	As a % total number of warrants of the same class (IX)	Number of convertible securities held		As a % total number of convertible securities of the same class (XI)
(I)	(II)	(III)	(IV)	(V)	(VI)	(VII)	(VIII)	(IX)	(X)	(XI)	(XII)
1	Virendra Jain	20,000	2.00	0	0.00	0.00	0	0.00	0	0.00	2.00
	TOTAL	20,000	2.00	0	0	0	0	0	0	0	2.00

(*) The term "encumbrance" has the same meaning as assigned to it in regulation 28(3) of the SAST Regulations, 2011



(X)(c)(i) Statement showing holding of securities (including shares, warrants, convertible securities) of persons belonging to the category "Public" and holding more than 1% of the total number of shares

Sr. No.	Name of the shareholder	Number of shares held	Shares as a percentage of total number of shares (i.e., Grand Total (A)+(B)+(C) indicated in Statement at para (1)(a) above)	Details of warrants		Details of convertible		Total shares (including underlying shares assuming full conversion of warrants and convertible securities) as a % of diluted share capital
				Number of warrants held	As a % total number of warrants of the same class	Number of convertible securities held	% w.r.t total number of convertible securities of the same class	
1	EDOPTICA DEVELOPERS(INDIA) LTD.	132000	13.21	0	0.00	0	0.00	13.21
2	KDG PROPERTIES & CONSTRUCTIONS PVT. LTD.	132000	13.21	0	0.00	0	0.00	13.21
3	YUVAJ EXPORTS PVT. LTD.	132000	13.21	0	0.00	0	0.00	7.01
4	NKS HOLDINGS PVT LTD.	70000	8.91	0	0.00	0	0.00	6.51
5	MICROLAND DEVELOPERS PVT LTD.	89000	6.51	0	0.00	0	0.00	6.01
6	MANI MALA DELHI PROPERTIES PVT LTD.	65000	6.01	0	0.00	0	0.00	1.00
7	FINAGE LEASING AND FINANCE LTD.	70000	7.01	0	0.00	0	0.00	1.00
8	EURO ASIA INDIA CORPORATION PVT LTD.	10000	1.00	0	0.00	0	0.00	1.00
9	RAMESH KUMAR MUROLIA	10000	1.00	0	0.00	0	0.00	1.00
10	SANJAY KUMAR GOEL	10000	1.00	0	0.00	0	0.00	1.00
11	ANIL KUMAR BANSAL	10000	1.00	0	0.00	0	0.00	1.00
12	RAJENDRA KUMAR	10000	1.00	0	0.00	0	0.00	1.00
13	AJAY GARG	10000	1.00	0	0.00	0	0.00	1.00
14	BRIJESH SINGHAL	10000	1.00	0	0.00	0	0.00	1.00
15	PAWAN KUMAR GUPTA	10000	1.00	0	0.00	0	0.00	1.00
16	KRISHAN KUMAR	10000	1.00	0	0.00	0	0.00	1.00
17	CHHAGAN LAL SHARMA	10000	1.00	0	0.00	0	0.00	1.00
18	NIRANJAN KUMAR SHARMA	10000	1.00	0	0.00	0	0.00	1.00
19	RAJESH KUMAR MISHRA	10000	1.00	0	0.00	0	0.00	1.00
TOTAL		860,000	86.09	0	0.00	0	0.00	86.09



(D)(c)(ii) Statement showing holding of securities (including shares, warrants, convertible securities) of persons (together with PAC) belonging to the category "Public" and holding more than 5% of the total number of shares of the company

Sr. No.	Name of the shareholder	Number of shares held	Shares as a percentage of total number of shares {i.e., Grand Total (A)+(B)+(C) Indicated in Statement at para (I)(a) above}	Details of warrants		Details of convertible		Total shares (including underlying shares assuming full conversion of warrants and convertible securities) as a % of diluted share capital
				Number of warrants held	As a % total number of warrants of the same class	Number of convertible securities held	% w.r.t total number of convertible securities of the same class	
1	EDOPTICA DEVELOPERS(INDIA) LTD.	132000	13.21	0	0.00	0	0.00	13.21
2	KDG PROPERTIES & CONSTRUCTIONS PVT. LTD	132000	13.21	0	0.00	0	0.00	13.21
3	YUVAJ EXPORTS PVT. LTD.	132000	13.21	0	0.00	0	0.00	7.01
4	NKS HOLDINGS PVT LTD.	70000	7.01	0	0.00	0	0.00	8.91
5	MICROLAND DEVELOPERS PVT LTD.	89000	8.91	0	0.00	0	0.00	6.51
6	MANI MALA DELHI PROPERTIES PVT LTD.	65000	6.51	0	0.00	0	0.00	6.01
7	FINAGE LEASING AND FINANCE LTD.	60000	6.01	0	0.00	0	0.00	7.01
8	EURO ASIA INDIA CORPORATION PVT LTD.	70000	7.01	0	0.00	0	0.00	75.08
TOTAL				750,000	0	0	0.00	0.00



(I)(d) Statement showing details of locked-in shares

Sr. No.	Name of the shareholder	Number of locked-in shares	Locked-in shares as a percentage of total number of shares (i.e., Grand Total (A)+(B)+(C) indicated in Statement at para (1)(a) above)
1	M/s Euro Asia India Corporation Pvt. Ltd.	70000	7.007007007
2	M/s Finage Leasing and Finance Limited	60000	6.006006006
3	M/s Mani Mala Delhi Properties Private Limited	65000	6.506506507
4	M/s Mitoroland Developers Private Limited	89000	8.908908909
5	M/s NKS Holdings Private Limited	70000	7.007007007
6	M/s Yuvraj Exports Private Limited	132000	13.21321321
7	M/s KDG Properties & Constructions Private Limited	132000	13.21321321
8	M/s Etiopica Developers(India) Limited	132000	13.21
TOTAL			75.08

(II)(a) Statement showing details of Depository Receipts (DRs).

Sr. No.	Type of outstanding DR (ADRs, GDRs, SDRs, etc.)	Number of outstanding DRs	Number of shares underlying outstanding DRs	Shares underlying outstanding DRs as a percentage of total number of shares (i.e., Grand Total (A)+(B)+(C) indicated in Statement at para (1)(a) above)
		NIL	0	0.00
TOTAL			0	0.00

(II)(b) Statement showing holding of Depository Receipts (DRs), where underlying shares held by "promoter/promoter group" are in excess of 1% of the total number of shares

Sr. No.	Name of the DR Holder	Type of outstanding DR (ADRs, GDRs, SDRs, etc.)	Number of shares underlying outstanding DRs	Shares underlying outstanding DRs as a percentage of total number of shares (i.e., Grand Total (A)+(B)+(C) indicated in Statement at para (1)(a) above)
		NIL	0	0.00
TOTAL			0	0.00

