

0/C
ABHIJIT TRADING CO. LTD.

Mob. : 9891095235

22, RAJINDRA PARK, NEW DELHI - 110060

E-mail : abhijitrading@gmail.com

Date: 15th April, 2014

To,
Department of Corporate Services
U.P Exchange
Padam Towers 15/113
Civil Lines,
Kanpur-20800(UP)

Sub- Clause 35 of Listing Agreement for the quarter ended 31st March, 2014

Dear Sirs,


With reference to Clause 35 of the Listing Agreement, please find herewith the enclosed shareholding pattern for the quarter ended 31st March, 2014

This is for your kind information and record.

Thanking You,

Regards,

For Abhijit Trading Co. Ltd.


Authorized Signatory


Encl: a/a



Introductory sub-table (I)(a)


Name of the Company: ABHIJIT TRADING COMPANY LIMITED
Scrip Code, Name of the scrip, class of security: 4697; ABHIJIT TRADING; Equity
Quarter ended: 31st March, 2014

Partly paid-up shares	No. of partly paid-up shares	As a % of total no. of partly paid-up shares	As a % of total no. of shares of the company
Held by promoter/promoter group	0	0.00	0.00
Held by public	0	0.00	0.00
Total	0	0.00	0.00
Outstanding convertible securities	No. of outstanding securities	As a % of total no. of outstanding convertible securities	As a % of total no. of shares of the company, assuming full conversion of the convertible securities
Held by promoter/promoter group	0	0.00	0.00
Held by public	0	0.00	0.00
Total	0	0.00	0.00
Warrants	No. of warrants	As a % of total no. of warrants	As a % of total no. of shares of the company, assuming full conversion of warrants
Held by promoter/promoter group	0	0.00	0.00
Held by public	0	0.00	0.00
Total	0	0.00	0.00
Total paid-up capital of the company, assuming full conversion of warrants and convertible securities	999000		100.00



Statement Showing Shareholding Pattern

Category code	Category of Shareholder	Table (I)(a)						
		Number of Share holders	Total number of shares	Number of shares held in dematerialized form	Total shareholding as a percentage of total number of shares		Shares Pledged or otherwise encumbered	
					As a percentage of (A+B) ¹	As a percentage of (A+B+C)	Number of shares	As a percentage
(I)	(II)	(III)	(IV)	(V)	(VI)	(VII)	(VIII)	(IX)= (VIII)/(IV) *100
(A)	Shareholding of Promoter and Promoter Group²							
1	Indian							
(a)	Individuals/ Hindu Undivided Family							
(b)	Central Government/ State Government(s)	4	35000	0	3.50	3.50	0	0.00
(c)	Bodies Corporate	0	0	0	0.00	0.00	0	0.00
(d)	Financial Institutions/ Banks	0	0	0	0.00	0.00	0	0.00
(e)	Any Others (Specify)	0	0	0	0.00	0.00	0	0.00
	Sub Total (A)(1)	4	35000	0	3.50	3.50	0	0.00
2	Foreign							
a	Individuals (Non-Residents)							
b	Individuals/ Foreign Individuals)	0	0	0	0.00	0.00	0	0.00
c	Bodies Corporate	0	0	0	0.00	0.00	0	0.00
d	Institutions	0	0	0	0.00	0.00	0	0.00
e	Qualified Foreign Investor	0	0	0	0.00	0.00	0	0.00
	Any Others (Specify)	0	0	0	0.00	0.00	0	0.00
	Sub Total (A)(2)	0	0	0	0.00	0.00	0	0.00
	Total Shareholding of Promoter and Promoter Group (A) = (A)(1)+(A)(2)	4	35000	0	3.50	3.50	0	0.00
(B)	Public shareholding							
1	Institutions							
(a)	Mutual Funds/ UTI							
(b)	Financial Institutions / Banks	0	0	0	0.00	0.00	0	0.00
(c)	Central Government/ State Government(s)	0	0	0	0.00	0.00	0	0.00
(d)	Venture Capital Funds	0	0	0	0.00	0.00	0	0.00
(e)	Insurance Companies	0	0	0	0.00	0.00	0	0.00
(f)	Foreign Institutional Investors	0	0	0	0.00	0.00	0	0.00
(g)	Foreign Venture Capital Investors	0	0	0	0.00	0.00	0	0.00
(h)	Qualified Foreign Investor	0	0	0	0.00	0.00	0	0.00
(i)	Any Other (specify)	0	0	0	0.00	0.00	0	0.00
	Sub-Total (B)(1)	0	0	0	0.00	0.00	0	0.00
B 2	Non-institutions							
(a)	Bodies Corporate							
(b)	Individuals	8	750000	0	75.08	75.08	0	0.00
I	Individuals -i. Individual shareholders holding nominal share capital up to Rs 1 lakh	51	214000	0	21.42	21.42	0	0.00
II	ii. Individual shareholders holding nominal share capital in excess of Rs 1 lakh							
(c)	Qualified Foreign Investor	0	0	0	0.00	0.00	0	0.00
(d)	Any Other (specify)	0	0	0	0.00	0.00	0	0.00
	Sub-Total (B)(2)	59	964000	0	96.50	96.50	0	0.00
(B)	Total Public Shareholding (B) = (B)(1)+(B)(2)	59	964000	0	96.50	96.50	0	0.00
	TOTAL (A)+(B)	63	999000	0	100.00	100.00	0	0.00
(C)	Shares held by Custodians and against which Depository Receipts have been issued							
1	Promoter and Promoter Group							
2	Public	0	0	0	0.00	0.00	0	0.00
	Sub-Total (C)	0	0	0	0.00	0.00	0	0.00
	GRAND TOTAL (A)+(B)+(C)	63	999000	0	100.00	100.00	0	0.00



(1)(b) Statement showing holding of securities (including shares, warrants, convertible securities) of persons belonging to the category "Promoter and Promoter Group"


Sr. No.	Name of the shareholder	Details of Shares held			Encumbered shares (*)			Details of warrants			Details of convertible securities			Total shares (including underlying shares assuming full conversion of warrants and convertible securities) as a % of diluted share capital	
		Number of shares held (III)	As a % of grand total (A) + (B) + (C) (IV)	No. (V)	As a percentage (VI) = (V)/(III)*100	As a % of grand total (A)+(B)+(C) of sub-clause (I)(a) (VII)	Number of warrants held (VIII)	As a % total number of warrants of the same class (IX)	Number of convertible securities held (X)	As a % total number of convertible securities of the same class (XI)					
1	Virendra Jain	20,000	2.00	0	0.00	0.00	0	0.00	0	0.00	0	0.00	0	0.00	(XII)
2	Priji Jain	5,000	0.50	0	0.00	0.00	0	0.00	0	0.00	0	0.00	0	0.00	2.00
3	Babita Jain	5,000	0.50	0	0.00	0.00	0	0.00	0	0.00	0	0.00	0	0.00	0.50
4	Surendra Kumar Jain	5,000	0.50	0	0.00	0.00	0	0.00	0	0.00	0	0.00	0	0.00	0.50
	TOTAL	35,000	3.50	0	0	0	0	0	0	0	0	0	0	0	3.50

(*) The term "encumbrance" has the same meaning as assigned to it in regulation 28(3) of the SAST Regulations, 2011

The image shows a handwritten signature in black ink over a circular stamp. The stamp contains the text "SUNSHINE TRADING COMPANY" around the perimeter and "CHENNAI" at the bottom. The signature is a stylized, cursive script.

(X)(c)(i) Statement showing holding of securities (including shares, warrants, convertible securities) of persons belonging to the category "Public" and holding more than 1% of the total number of shares

Sr. No.	Name of the shareholder	Number of shares held	Shares as a percentage of total number of shares (i.e., Grand Total (A)+(B)+(C) indicated in Statement at para (1)(a) above)	Details of warrants		Details of convertible		Total shares (including underlying shares assuming full conversion of warrants and convertible securities) as a % of diluted share capital
				Number of warrants held	As a % total number of warrants of the same class	Number of convertible securities held	% w.r.t total number of convertible securities of the same class	
1	EDOPTICA DEVELOPERS(INDIA) LTD.	132000	13.21	0	0.00	0	0.00	13.21
2	KDG PROPERTIES & CONSTRUCTIONS PVT. LTD	132000	13.21	0	0.00	0	0.00	13.21
3	YUVAJ EXPORTS PVT. LTD.	132000	13.21	0	0.00	0	0.00	13.21
4	NKS HOLDINGS PVT LTD.	70000	7.01	0	0.00	0	0.00	7.01
5	MICROLAND DEVELOPERS PVT LTD.	89000	8.91	0	0.00	0	0.00	8.91
6	MANI MALA DELHI PROPERTIES PVT LTD.	65000	6.51	0	0.00	0	0.00	6.51
7	FINAGE LEASING AND FINANCE LTD.	60000	6.01	0	0.00	0	0.00	6.01
8	EURO ASIA INDIA CORPORATION PVT LTD.	70000	7.01	0	0.00	0	0.00	7.01
9	RAMESH KUMAR MUROLIA	10000	1.00	0	0.00	0	0.00	1.00
10	ANIL KUMAR BANSAL	10000	1.00	0	0.00	0	0.00	1.00
11	RAJENDRA KUMAR	10000	1.00	0	0.00	0	0.00	1.00
12	AJAY GARG	10000	1.00	0	0.00	0	0.00	1.00
13	BRJESH SINGHAL	10000	1.00	0	0.00	0	0.00	1.00
14	PAWAN KUMAR GUPTA	10000	1.00	0	0.00	0	0.00	1.00
15	KRISHAN KUMAR	10000	1.00	0	0.00	0	0.00	1.00
16	CHHAGAN LAL SHARMA	10000	1.00	0	0.00	0	0.00	1.00
17	NIRANJAN KUMAR SHARMA	10000	1.00	0	0.00	0	0.00	1.00
18	SANJAY KUMAR GOEL	10000	1.00	0	0.00	0	0.00	1.00
19	RAJESH KUMAR MISHRA	10000	1.00	0	0.00	0	0.00	1.00
TOTAL		860,000	86.09	0	0.00	0	0.00	1.00



(I)(c)(ii) Statement showing holding of securities (including shares, warrants, convertible securities) of persons (together with PAC) belonging to the category "Public" and holding more than 5% of the total number of shares of the company

Sr. No.	Name of the shareholder	Number of shares held	Shares as a percentage of total number of shares (i.e., Grand Total (A)+(B)+(C) indicated in Statement at para (I)(a) above)	Details of warrants		Details of convertible		Total shares (including underlying shares assuming full conversion of warrants and convertible securities) as a % of diluted share capital
				Number of warrants held	As a % total number of warrants of the same class	Number of convertible securities held	% w.r.t total number of convertible securities of the same class	
1	EDOPT/CA DEVELOPERS(INDIA) LTD.	132000	13.21	0	0.00	0	0.00	13.21
2	KDG PROPERTIES & CONSTRUCTIONS PVT. LTD	132000	13.21	0	0.00	0	0.00	13.21
3	YUVAJ EXPORTS PVT. LTD.	132000	13.21	0	0.00	0	0.00	13.21
4	NKS HOLDINGS PVT LTD.	70000	7.01	0	0.00	0	0.00	7.01
5	MICKOLAND DEVELOPERS PVT LTD.	89000	8.91	0	0.00	0	0.00	8.91
6	MANI MALA DELHI PROPERTIES PVT LTD.	65000	6.51	0	0.00	0	0.00	6.51
7	FINAGE LEASING AND FINANCE LTD.	60000	6.01	0	0.00	0	0.00	6.01
8	EURO ASIA INDIA CORPORATION PVT LTD.	70000	7.01	0	0.00	0	0.00	7.01
TOTAL		750,000	75.08	0	0.00	0	0.00	75.08

(I)(d) Statement showing details of locked-in shares

Sr. No.	Name of the shareholder	Number of locked-in shares	Locked-in shares as a percentage of total number of shares (i.e., Grand Total (A)+(B)+(C) indicated in Statement at para (I)(a) above)
1			
5	NIL	NIL	
TOTAL			
		1	NIL

(II)(a) Statement showing details of Depository Receipts (DRs)

Sr. No.	Type of outstanding DR (ADRs, GDRs, SDRs, etc.)	Number of outstanding DRs	Number of shares underlying outstanding DRs	Shares underlying outstanding DRs as a percentage of total number of shares (i.e., Grand Total (A)+(B)+(C) indicated in Statement at para (I)(a) above)
		NIL		
TOTAL				
		0	0	0.00

(II)(b) Statement showing holding of Depository Receipts (DRs), where underlying shares held by "promoter/promoter group" are in excess of 1% of the total number of shares

Sr. No.	Name of the DR Holder	Type of outstanding DR (ADRs, GDRs, SDRs, etc.)	Number of shares underlying outstanding DRs	Shares underlying outstanding DRs as a percentage of total number of shares (i.e., Grand Total (A)+(B)+(C) indicated in Statement at para (I)(a) above)
		NIL		
TOTAL				
		0	0	0.00